


HOW TO REGISTER AND CONNECT TO THE ELECTRONIC LMHA AGM

Click on the following link to be brought to the registration page for the meeting:

<https://us02web.zoom.us/j/86854723368?pwd=M1cvQUp4YmpTZ1lXRml1ajJxcGRDUT09>

Enter the information requested in the Meeting Registration page and click Register.

Meeting Registration



Topic LMHA AGM

Time Mar 24, 2021 07:00 PM in [Eastern Time \(US and Canada\)](#)

First Name*

Last Name*

Email Address*

Confirm Email Address*

* Required information

[Register](#)

You will receive this meeting registration pending approval notification page.

Meeting Registration Pending Approval

Topic LMHA AGM

Time Mar 24, 2021 07:00 PM in [Eastern Time \(US and Canada\)](#)

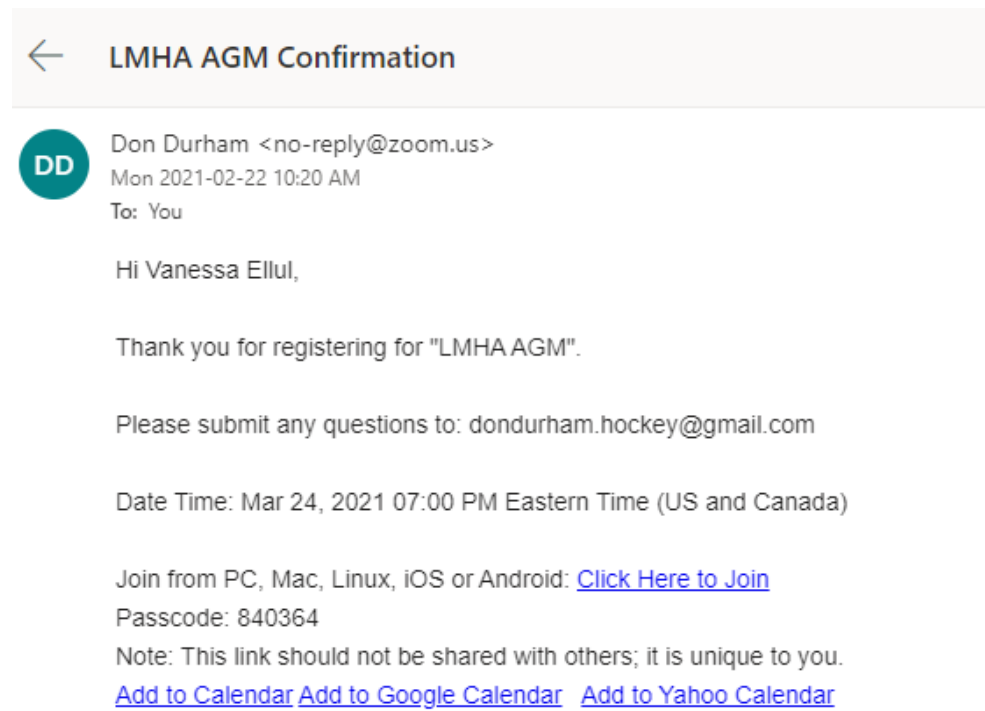
Meeting ID: 868 5472 3368

Your registration request for this meeting has been submitted to the host for approval. You will receive an email regarding your registration status.

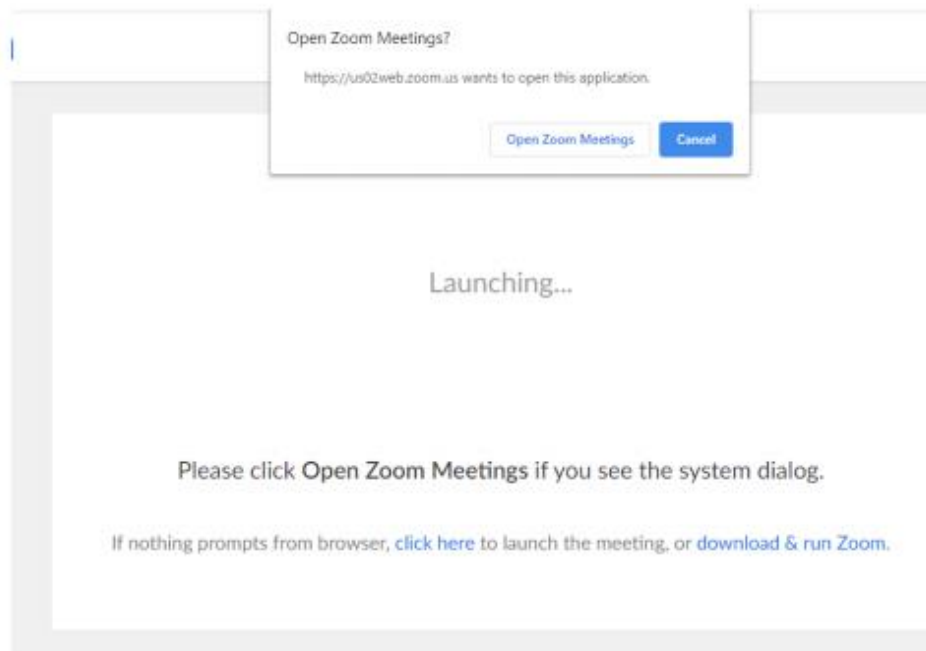
To Cancel This Registration

You can [cancel](#) your registration at any time.

Once your registration has been reviewed, you will receive an email with confirmation. This email will be sent by Don Durham. This confirmation email will contain a unique link for you to join the meeting. **DO NOT SHARE THIS LINK WITH OTHERS.**



On the day of the meeting, click the link. NOTE: You MAY need to install some software on your PC.

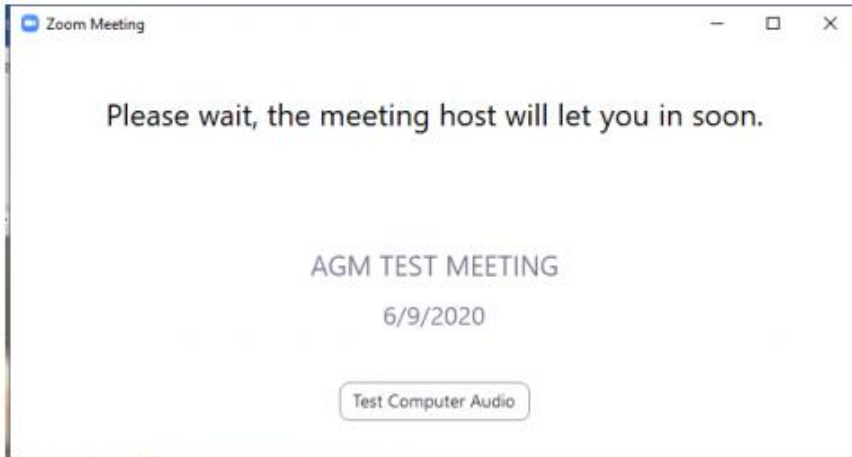


You will be given the option to join with or without video.

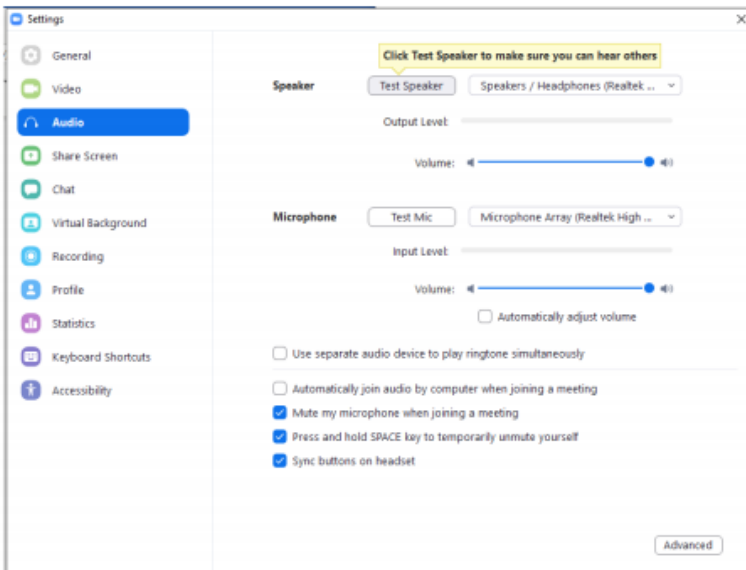
You will be given the option to join with or without video.



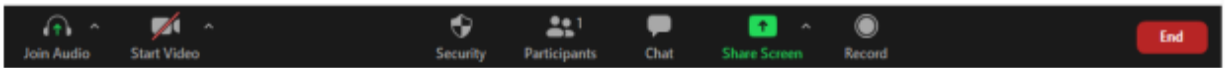
You may be placed into the waiting room temporarily. Once the meeting is ready to begin, you will be taken out of the waiting room and you will be put in the meeting.



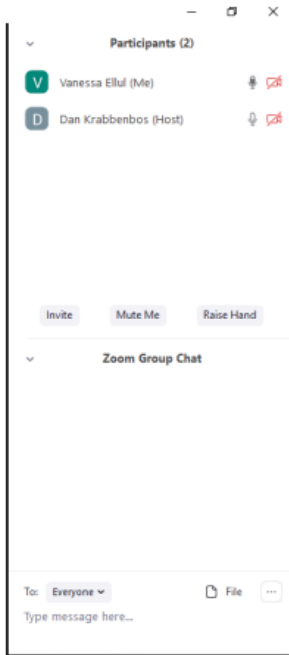
While in the waiting room, you can test your computer audio by clicking on the Test Computer Audio button. This will allow you to test your microphone and speakers if you plan to utilize your computer audio to join the meeting.



If during the meeting you have any questions, please use the Chat feature. At the bottom of the screen you will see a chat button:



When you click on this button, a chat window will open.



Type your question in the chat window and press enter. The question will display in the top portion of the chat window.



When the meeting is done, click on the X in the top right-hand corner of the Zoom screen.