

HOW TO REGISTER AND CONNECT TO THE ELECTRONIC LMHA AGM

Click on the following link to be brought to the registration page for the meeting:

https://us02web.zoom.us/meeting/register/tZcqc-2qqz8pGNXzb1Hzu0-9qnSDC_5k2N5H

Enter the information requested in the Meeting Registration page and click Register.



Topic	LMHA AGM
Time	Mar 30, 2022 07:00 PM in Eastern Time (US and Canada)

First Name*	Last Name*
<input type="text"/>	<input type="text"/>
Email Address*	Confirm Email Address*
<input type="text"/>	<input type="text"/>

* Required information


Information you provide when registering will be shared with the [account owner](#) and host and can be used and shared by them in accordance with their [Terms and Privacy Policy](#).

[Register](#)



You will receive this meeting registration pending approval notification page.

Meeting registration approved


Topic	LMHA AGM
Time	Mar 30, 2022 07:00 PM in Eastern Time (US and Canada)  Add to calendar ▼
Meeting ID:	837 4425 4321

To Join the Meeting

Join from a PC, Mac, iPad, iPhone or Android device:

[Click here to join the meeting](#)

Once your registration has been reviewed, you will receive an email with confirmation. This email will be sent by Don Durham. This confirmation email will contain a unique link for you to join the meeting. **DO NOT SHARE THIS LINK WITH OTHERS.**

 Zoom <no-reply@zoom.us>
Sun 2022-03-20 6:29 PM
To: You



zoom

Hello Vanessa Ellul,

Thank you for registering for LMHA AGM. You can find information about this meeting below.

LMHA AGM

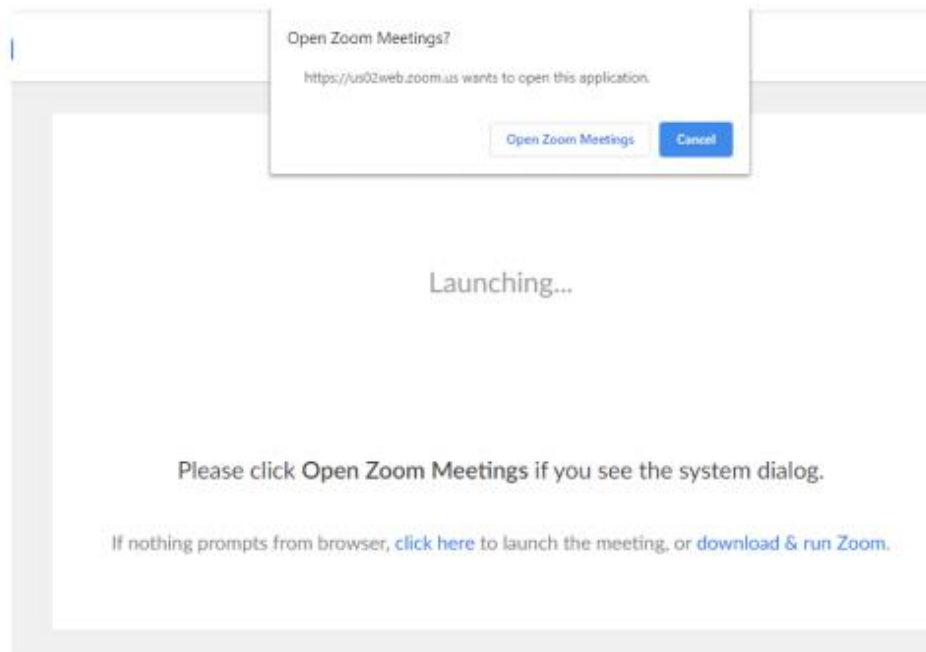
Date & Time	Mar 30, 2022 07:00 PM Eastern Time (US and Canada)
Meeting ID	837 4425 4321
Passcode	667985

Please submit any questions to: dondurham.hockey@gmail.com.

You can [cancel](#) your registration at any time.

WAYS TO JOIN ZOOM

On the day of the meeting, click the link. NOTE: You MAY need to install some software on your PC.

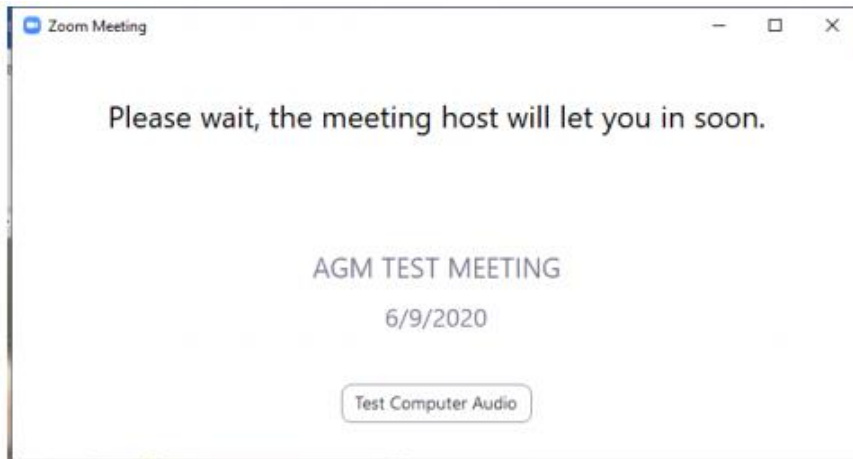


You will be given the option to join with or without video.

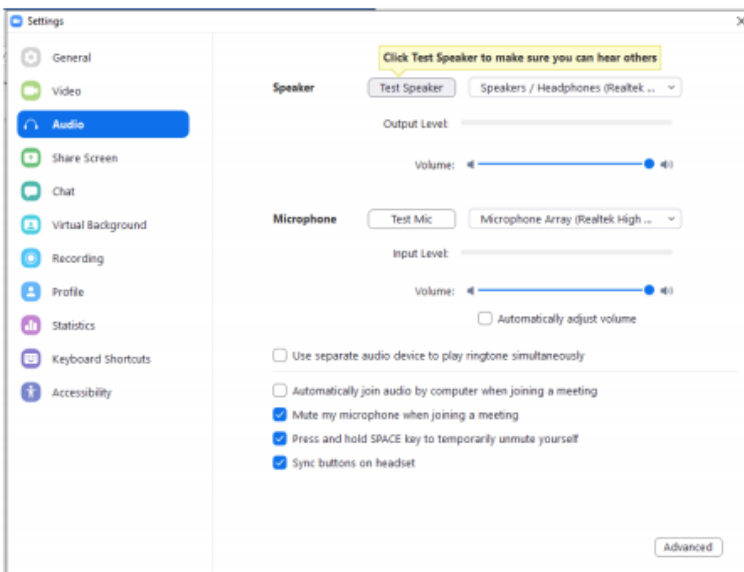
You will be given the option to join with or without video.



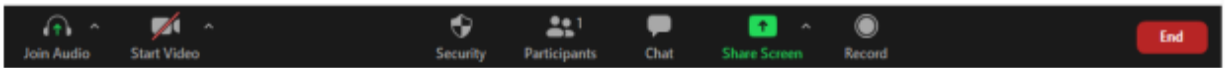
You may be placed into the waiting room temporarily. Once the meeting is ready to begin, you will be taken out of the waiting room and you will be put in the meeting.



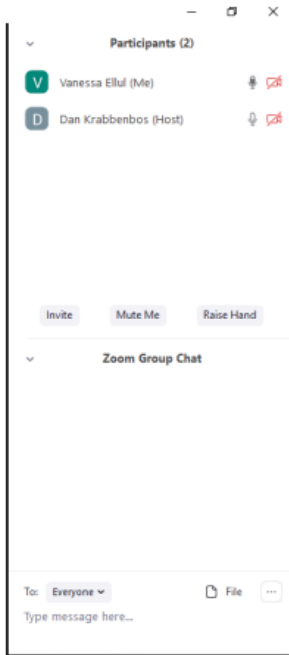
While in the waiting room, you can test your computer audio by clicking on the Test Computer Audio button. This will allow you to test your microphone and speakers if you plan to utilize your computer audio to join the meeting.



If during the meeting you have any questions, please use the Chat feature. At the bottom of the screen you will see a chat button:



When you click on this button, a chat window will open.



Type your question in the chat window and press enter. The question will display in the top portion of the chat window.



When the meeting is done, click on the X in the top right-hand corner of the Zoom screen.